



ACE


MACHINERY LTD.

YANMAR

MINI-EXCAVATOR

SV18

1835 / 1975 kg





COMPACTNESS

The SV18 has been designed to meet all your requirements, and this while executing the most complicated jobs. Compact and lightweight, it can easily be transported on a trailer. Its stability and power enable it to work effectively regardless of the difficulty of your jobsite. The SV18 is intended for a wide range of applications such as urban renewal, grading or landscaping.



COMPACTNESS AND VERSATILITY

The Yanmar SV18 mini-excavator with ultra-short swing radius provides easy access and works in the tightest spots. It provides a power and an exceptional productivity which, associated to an excellent stability, allow you to work with confidence in all circumstances.

COMPACT SIZE FOR EASY TRANSPORT

A transportation weight of only 1760 kg* and a very compact undercarriage enable the SV18 to be transported with its accessories on a trailer. 4 anchor points facilitate the fixation of the machine during transport.

* Canopy version





HIGH PERFORMANCE

Based on our unique experience and expertise, Yanmar technology ensures excellent performance while respecting the environment. The optimal combination of the SV18 excavation strengths and its work cycles assures exceptional productivity.

Flow-Sharing closed-center hydraulic system

The SV18 hydraulic circuit is characterized by the proportional distribution of the flow rates. The variable flow pump and the load sensing closed center circuit guarantee precision, flexibility, power and perfect simultaneity of movements. This system allows the operator to perform all movements with an excellent performance, regardless of the flow rate or the load. The joysticks are very easy to handle and makes operator control of the machine's work even easier.

Auxiliary hydraulics come standard

A proportional control auxiliary line allows the use of many accessories such as a hammer or an auger. The oil flow rate is adapted to the use of each device. The operator thus has a perfect mastery of the accessories.

A powerful engine that remains respectful of the environment

The YANMAR TNV engine has been designed to combine high power and cleaner emissions. With its sophisticated injection system, it meets the European Commission (EC) emission standards. Its quiet operation makes this engine friendly to people and the environment.



Extended undercarriage: **1320 mm**



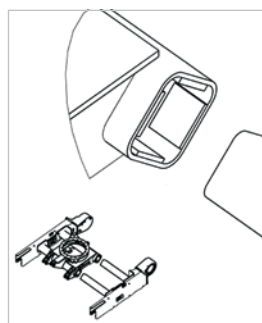
Retracted undercarriage: **980 mm**

EXTENDABLE UNDERCARRIAGE FOR MAXIMUM VERSATILITY

The SV18 is equipped in standard with an extendable undercarriage for the uses soliciting a great versatility in terms of dimensions and stability. The driver can switch from the more stable open frame configuration to work, to the closed frame configuration of less than a meter wide, to go through reduced lanes or through doors.

Unique design and ease of use

The SV18 is fitted with articulated enlargers at the end of blade. Retractable, they remain fixed on the blade at all times. Thus, the change of position is rapid and does not require any tool. The Yanmar extendable undercarriage is very easy to use: a switch selects the blade function or enlargement of the chassis and the blade lever actuates the selected function. The clearance between the chassis sliding parts is very reduced so that the earth cannot accumulate during the enlargement.





COMFORT

Designed to meet the operator needs, the SV18 cab is large and pleasant. The attention paid to the work environment and ergonomics makes you feel comfortable during long days on jobsite. This spacious cabin is equipped with many advanced devices to make your work more efficient.



USER FRIENDLY

The SV18 cab interior architecture has been studied to improve the operator driving position and to facilitate his work, particularly on the long and challenging work sites. The wrist supports are adjustable. The hydraulic control levers are fluid and easy to use. The second gear control knob is located on the blade lever. Ideally located, the control levers offer exceptional movement precision. To optimize control and ergonomics, all work controls are located on the machine's right console.

ABSOLUTE COMFORT ASSURED

Large comfortable cabin

The SV18 cab interior is very spacious for maximum freedom of movement. The large legroom allows the operator to work comfortably for long hours. The entrance, which is also very large, provides easy cab access and exit.

The standard SV18 seat has a comfortable suspension with multiple adjustments and is equipped with a headrest to reduce operator stress and fatigue.

Excellent air circulation

The SV18 has a heater that can work at a pleasant temperature in extreme weather conditions. The vents are placed to ensure a uniform temperature within the cabin and ensure a perfect window demisting.



- 01 Cigarette lighter and ashtray.
- 02 A bottle holder.
- 03 An automatic ceiling light.
- 04 Heater vents.

Standard equipment also includes: several handrails, numerous storage spaces, 2 x 12V external sockets, a coat rack...



SECURITY

Because one is more effective in a safe and secure environment, the safety of the operator and the people working around the machine is one of our priorities. The SV18 has many facilities that allow you to work with full confidence.




OPTIMUM VISIBILITY FOR EFFICIENT AND SAFE WORK

The SV18 is equipped with 3 rear and side view mirrors. The operator can control the work area as well as the area around the machine without moving from his seat. In order to work efficiently and accurately in darkness, the SV18 comes with a standard LED light positioned in the lower part of the boom, where it is protected from shocks. The LED technology provides a powerful light while reducing energy consumption and increasing the life of the battery. A beacon and 3 additional LED lamps can optionally be added on the cab.

The canopy and the cabin conform to ISO standards

The use of a ROPS structure for the cab guarantees the operator safety in a roll-over. The canopy and cab also conform to FOPS1 standards (concerning structures protecting against falling objects) and TOPS.



- 01 Evacuation hammer.
- 02 Battery isolator.
- 03 3 rear and side view mirrors.
- 04 Safety lever to access the operating space.

DIGITAL INTERFACE: FOR BETTER CONTROL OF THE MACHINE AND GREATER PRODUCTIVITY

The SV18 is equipped with a digital interface that informs the operator in real time on the status of his machine. Perfectly integrated into the right-hand console, the 3.3" screen provides excellent visibility in bright sunlight or at night. This interface allows you to manage working time, daily maintenance operations and to program interventions. It provides useful information on the operation of the machine, such as engine oil and coolant temperatures or fuel level and stores the important events. It also warns the operator in case of malfunctioning of the machine (insufficient battery charge, abnormal oil pressure...).





MAINTENANCE AND RELIABILITY

The SV18 perfectly meets the reputation for quality and durability of the Yanmar machines. The excellent accessibility to components and speed of maintenance and cleaning operations allow achieving excellent levels of onsite availability. Assured of his machine's performance, the operator can calmly work.


DESIGNED TO LAST

The structure of the chassis, as well as the durable steel covers, provide foolproof resistance. A large counterweight protects against possible shocks and friction against the walls. The hoses are protected with abrasion-resistant sleeves. Their routing on the top of the boom and on the right side of the machine is particularly thought through to avoid the risk of torsion and limiting machine down time. The connections of the cylinders to the blade and the boom are fully protected by steel plates. The cylinders are optionally reinforced by spring steel cover plates. Cationic treatment of the steel parts provides excellent resistance to corrosion for the paint. Form stringers prevent the accumulation of soil and reduce the internal track wear.



EASY MAINTENANCE

Accessibility to service points has been simplified to reduce the maintenance time and cost. The rear and side covers, the panel under the seat and the removable floor provide direct access to the battery, the alternator, the auxiliary circuit selector valve and the electrical components. The blade cylinder flexible is made of two parts for quick replacement in case of perforation.



- 01 Access to the electrical components and the battery under the seat.
- 02 Rubber protection around the fuel filler mouth.
- 03 Hoses protected with abrasion-resistant sleeves.
- 04 Neat passage of tubes and hoses.



Our distributors provide you all the solutions you need: advice tailored to your situation, including full-service contracts, spare parts and maintenance.

> FINANCING

The **Y-Finance*** solutions guarantee the most competitive interest rates and help you determine the financing plan that best suits your needs.

** The offerings vary by country.*

> WARRANTY

All new Yanmar excavators sold through our authorized network in Europe are protected for 12 months (or 1,000 hours, whichever comes first) by a manufacturer's warranty with an extension of 12 months (or 1,000 hours) for the drive train. We go further by proposing extended warranty contracts "Garantie PLUS" that offer various solutions for long-term coverage.

> PARTS

The original Yanmar parts are designed, tested and manufactured to ensure optimal quality and safety. By systematically using original spare parts, you can be sure to maintain the performance of your machine and avoid future costly repairs due to inadequate parts. You are sure that your machine is kept in perfect condition and you ensure a high resale value.

Original Yanmar parts can be delivered within 24 hours.

> MAINTENANCE

Proximity, speed, quality and reliability are constant concerns for Yanmar dealers. We are committed to your peace of mind and we are committed to your satisfaction. The network of authorized Yanmar repair sites is present in all European countries. You can always find nearby mechanics trained and qualified to care for your machine. Authorized repairers provide contracts and routine maintenance services, perform emergency repairs and provide you with advice adapted to your needs.



EQUIPMENT

STANDARD EQUIPMENT

Engine

- 3TNV70-VBVA2 Yanmar diesel
- Meets EC standards
- Indirect Injection
- Water separator

+

Hydraulic system

- LUDV Hydraulic system (Flow sharing)
- Auxiliary circuit with proportional control
- 2nd speed
- External hydraulic oil gauge

+

Cabin

- LCD Interface
- Heating
- Adjustable and reclining seat with fabric covers and headrest
- Adjustable wrist support
- Foot rests
- Windshield in 2 parts (upper part fully retractable)
- Sliding double right side window
- Transparent upper front part
- Wipers
- Windshield washer
- Automatic ceiling lamp
- 2 x 12V outlets for the cabin version
- Storage Boxes

- Document storage
- Cup Holder

+

Undercarriage

- Extendable undercarriage
- 4 anchor points (2 on the undercarriage, 2 on the blade)
- Blade cylinder supply hose into two parts

+

Safety

- Handrails
- Safety lever
- Seat belt
- Evacuation hammer
- 3 mirrors
- Travel beep

+

Lighting

- 1 LED light integrated into the boom

+

Miscellaneous

- Fuel gauge
- Protection of the blade and boom cylinders

- Hoses protected by abrasion-resistant sleeves.
- Cationic painting the bodywork and the cabin
- Lockable engine bonnet and trapdoor of the fuel tank
- System antidrop for trapdoor of the fuel tank
- Toolbox
- Toolkit
- Grease pump

OPTIONAL EQUIPMENT

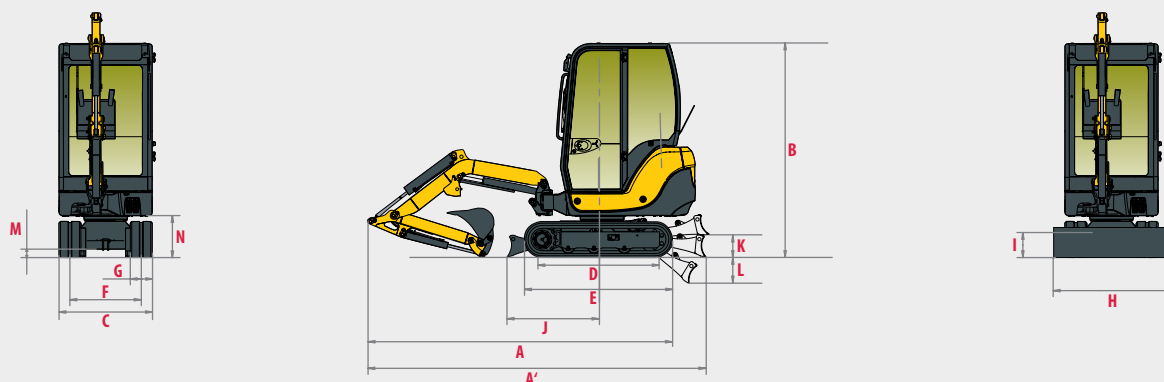
Special paint | Bio oil | Safety valves for lifting + overload warning device | Quick couplers | Anti-theft system (Key/Keypad) | GPS tracker | Central greasing | Skai fabric seat | Enhanced protection of cylinders | Travel alarm | 2 LED head lights on the front of the machine | 1 LED light + beacon to the rear of the machine | Radio with USB plug and SD card reader | Wide travel pedals

ACCESSORIES

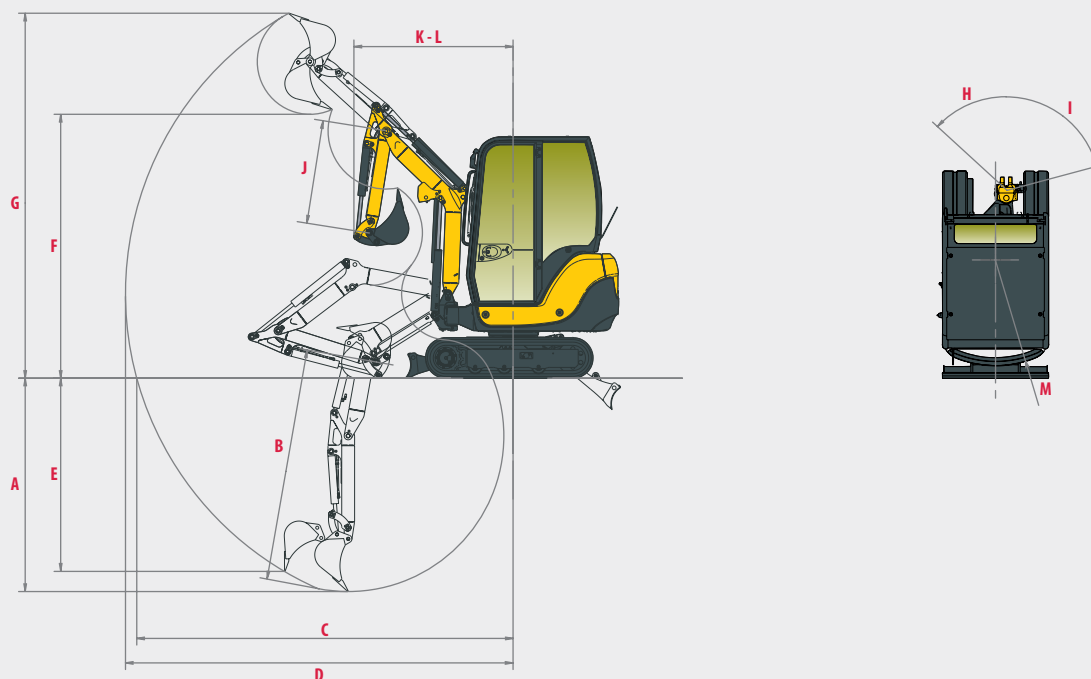
Yanmar gives you the accessories that fit your needs and match the safety standards in force in your country: mechanical quick coupler, ditching bucket, swinging bucket, backhoe bucket, hydraulic hammer...



DIMENSIONS



A» Overall length	3660 mm	H» Overall blade width	980 - 1320 ² mm
A'» Overall length with blade at the back	3775 mm	I» Overall blade height	230 mm
B» Overall height	2240 - 2280 ¹ mm	J» Blade distance	1095 mm
C» Overall width	980 - 1320 ² mm	K» Max. lifting height above the ground	240 mm
D» Length of track on ground	1180 mm	L» Max. lowering depth from the ground	300 mm
E» Undercarriage length	1560 mm	M» Minimum ground clearance	160 mm
F» Lane	750 - 1090 ² mm	N» Ground clearance under counterweight	410 mm
G» Track width	230 mm		



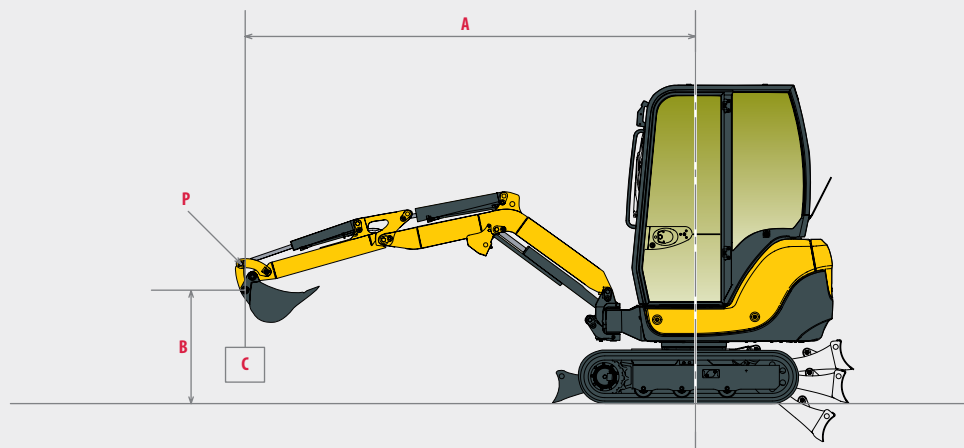
A» Max. digging depth - Blade lifted	2420 mm	H» Boom swinging base to left	40°
B» Max. digging depth - Blade lowered	2580 mm	I» Boom swinging base to right	80°
C» Max. digging reach on ground	3950 mm	J» Arm length	1160 mm
D» Max. digging reach	4040 mm	K» Minimum front swing radius	1540 mm
E» Max vertical wall	2140 mm	L» Minimum front swing radius with boom swing	1340 mm
F» Max. unloading height	2740 mm	M» Rear swing radius	980 mm
G» Max. cutting height	3760 mm		

¹ Canopy - Cabin / ² Undercarriage closed - Undercarriage opened

Subject to technical modifications. Dimensions in mm with specific Yanmar bucket.


























LIFTING FORCE


























Tipping load, rating over front



Tipping load, rating over side 90°

Cabin, standard arm																								
Blade on ground												Blade above ground												
A	Max.		3.5 m		3 m		2.5 m		2 m		1.5 m		Max.		3.5 m		3 m		2.5 m		2 m		1.5 m	
B																								
2.5 m	*280	*275	-	-	*265	*265	-	-	-	-	-	-	*275	*270	-	-	*265	*260	-	-	-	-	-	-
2 m	*285	*285	-	-	*265	*265	*255	*245	-	-	-	-	*285	*275	-	-	*265	*260	*255	*220	-	-	-	-
1.5 m	*290	*290	-	-	*290	*290	*310	*305	*360	*335	-	-	*290	*280	-	-	*295	*280	*310	*295	*360	*310	-	-
1 m	*295	*295	-	-	*325	*320	*375	*365	*500	*475	-	-	*295	*295	-	-	*325	*305	*375	*350	*500	*455	-	-
0.5 m	*300	*305	-	-	*350	*350	*440	*430	*610	*600	-	-	*300	*295	-	-	*350	*330	*440	*410	*600	*560	-	-
0 m	*325	*325	-	-	*370	*370	*475	*465	*650	*645	*855	*800	*310	*310	-	-	*365	*365	*470	385	*610	*600	*840	*725
-0.5 m	*325	*325	-	-	*375	*375	*470	*490	*680	*680	*920	*930	*325	*315	-	-	*350	*350	*400	355	*600	470	*780	*685
-1 m	*335	*330	-	-	-	-	*450	*450	*585	*585	*825	*850	*340	*330	-	-	-	-	*440	*425	*590	480	*830	*915
-1.5 m	*335	*340	-	-	-	-	-	-	*475	*495	*665	*640	*335	*345	-	-	-	-	-	-	*495	*495	*720	*775

Canopy, standard arm																									
Blade on ground												Blade above ground													
A	Max.		3.5 m		3 m		2.5 m		2 m		Max.		3.5 m		3 m		2.5 m		2 m						
B																									
3 m	*275	*280	-	-	-	-	-	-	-	-	-	*275	*270	-	-	-	-	-	-	-	-	-	-	-	
2.5 m	*275	*275	-	-	*265	*265	-	-	-	-	-	*275	*270	-	-	*265	*260	-	-	-	-	-	-	-	
2 m	*285	*285	-	-	*265	*265	*255	*245	-	-	-	*285	*275	-	-	*265	*260	*255	*220	-	-	-	-	-	
1.5 m	*290	*290	-	-	*290	*290	*310	*305	*360	*335	-	*290	*280	-	-	*295	*280	*310	*295	*360	*310	-	-	-	
1 m	*295	*295	-	-	*325	*320	*375	*365	*500	*475	-	*295	235	-	-	*325	*305	*375	*350	*500	*455	-	-	-	
0.5 m	*300	*305	-	-	*350	*350	*440	*430	*610	*600	-	*300	235	-	-	*350	*330	*440	*410	*600	*560	-	-	-	
0 m	270	*325	-	-	*370	*370	*475	*465	*560	*645	-	265	235	-	-	*385	275	*470	350	550	475	-	-	-	
-0.5 m	*325	*325	-	-	325	*375	405	*490	550	*680	-	*325	255	-	-	315	280	400	355	540	485	-	-	-	
-1 m	*335	*330	-	-	-	-	*450	*450	*625	*545	-	*340	280	-	-	-	-	*440	350	525	460	-	-	-	
-1.5 m	*335	*340	-	-	-	-	-	-	*475	*495	-	*335	*345	-	-	-	-	-	-	-	*495	*495	-	-	-

The data in this table represents the lifting capacity in accordance with ISO 10567. They do not include the weight of the bucket and correspond to 75% of the maximum static tipping load or 87% of the hydraulic lifting capacity. Data marked with * are the hydraulic limits of the lifting force.



SPECIFICATIONS



WEIGHT +/- 2% (CE STANDARDS)

	Canopy		Cabin	
Operating weight (rubber tracks)	1835 kg	0.3 kg/cm ²	1975 kg	0.33 kg/cm ²
Transport weight (rubber tracks)	1760 kg	0.29 kg/cm ²	1900 kg	0.32 kg/cm ²



ENGINE

Type	3TNV70-VBVA2
Fuel	Diesel
Net Power	9.5 kW / 12.9 HP / 2100 rpm
Gross Power	9.9 kW / 13.5 HP / 2100 rpm
Displacement	854 cm ³
Maximum torque	51.4 N.m. / 1500 rpm
Cooling	Liquid
Starter	1.4 kW
Battery	12 V - 45 Ah
Alternator	12 V - 40 A



HYDRAULIC SYSTEM

Maximum pressure	200 bars
1 piston pump with variable flow	48.3 l/min

PTO	Theoretical data at 2100 rpm	
	Pressure	Oil flow
	0 ~ 196 bars	45 ~ 20 l/min
	0 ~ 196 bars	45 ~ 20 l/min



Oil flow decreases as the pressure increases



PERFORMANCE

Travel speed	2.2 / 4.1 km/h
Rotation speed	10 rpm
Digging force (arm)	7.4 kN (755 kgf)
Digging force (bucket)	15.2 kN (1550 kgf)
Traction force	17 kN
Grade ability	30°
Noise level (2000/14/CE & 2005/88/CE)	91 dB(A)
Noise level from the driving space	79 dB(A)



UNDERCARRIAGE

Number of bottom rollers	3
Track tensioning system	Using grease pump



CAPACITIES

Fuel tank	24.5 l
Cooling system	3.2 l
Engine oil	2.8 l
Hydraulic system	28.5 l
Hydraulic tank	20 l

MAINTENANCE FREQUENCY

Change engine oil and filter: **250 hours** | Change fuel filter: **250 hours** | Change hydraulic oil filter: **500 hours** |
Change hydraulic oil filter: **1000 hours** | Change cooling fluid: **1000 hours**



YANMAR



Printed in France – Materials and specifications are subject to change from the manufacturer without notice – Please contact your local Yanmar Construction Equipment Europe dealer for further information.



057 868 1448 | info@ace-machinery.ie | www.ace-machinery.ie