



YANMAR

MICRO-EXCAVATOR

SV08-1AS

1035 kg





COMPACTNESS

SV08-1AS

Here's the shape for simple and efficient work in confined spaces. The SV08-1AS is a tenacious worker for narrow spots such as housing foundations, indoor renovation, pipe laying and landscaping.

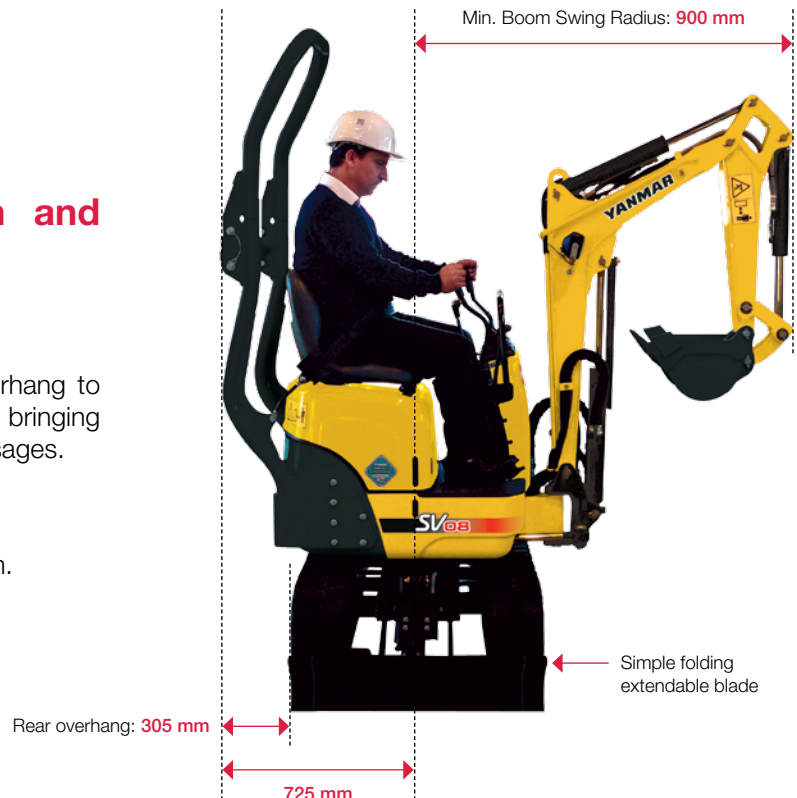
A whole new class of slim and compact convenience

Ultra-small rear turning radius

The supremely compact body keeps rear overhang to just 305 mm during turning at maximum width, bringing even better turning performance in narrow passages.

Compact dimensions

- > Front swing radius with boom swing: 900 mm.
- > Short rear swing radius: 725 mm.



Retracted undercarriage to allow easier manoeuvre



Extended undercarriage for better stability

Variable undercarriage in width

The SV08-1AS adapts itself according to the space available, due to its variable width from 680 to 840 mm.

Simple folding extendable blade

- > Extensions are permanently on the blade.
- > No tools are necessary to install or uninstall them.
- > No risk to lose the blade extensions.





HIGH PERFORMANCE

SV08-1AS



Working equipment

- > Dual-action auxiliary circuit (PTO) to add various accessories (swivelling ditch cleaning buckets...).
- > Pedal lock for use with manual hydraulic tools.
- > Cylinder protection on boom.
- > Perfect protection of the flexible hoses and pipes on the arm and the bucket cylinders.



New generation of Yanmar TE engine, even more environmentally friendly and quieter

- > Fully compliant with European environment standard 97/68/EC and Stage II emissions regulations of the US Environmental Protection Agency (EPA).
- > Low speed - increased life.
- > High capacity air filter.
- > Heavy duty battery.
- > Quieter.

Track rollers

- > Double lateral roller supports: less track wear and better stability.
- > External flange which reduces the vibration during travelling.





> COMFORT AND SAFETY

SV08-1AS

The many easy to use features include the comfortable seat with retractable seatbelt, sensitive lever controls, a footrest, and uncomplicated lever arrangement.

Ergonomic operating position

- > Separate pedals for the 3rd circuit (PTO) and boom swing.
- > Both pedals can be folded sideways to offer more space for the operator's feet.
- > Complete monitor with safety alarm.
- > Access to operating position on both sides.



Retractable pedals
(PTO pedal and swing control pedal)



Standard ROPS protective frame

- > Roll Over Protective Structure with safety belt.
- > Can be folded rearwards, allowing the machine to travel under low overhead heights.
- > Easier maintenance and control due to a large steel bonnet opening.

Safety for the operator

- > Hook on the boom to lift the machine from one point only.
- > Safety lever to lock the 4 main functions of the machine and access to operating position.
- > Safety bar on the front part of the machine.
- > Counterweight to protect the rear of the machine.

> RELIABILITY AND ACCESSIBILITY

SV08-1AS



Strong protective devices

- > Centralized routing of flexible hoses to eliminate twisting problems.
- > Flexible hoses protected by external covers.
- > Hydraulic hoses to the swing motors protected by steel covers.
- > Hydraulic hoses are housed under the cylinders for protection from accidental damage.
- > The blade hydraulic cylinder is covered by a protective shield.



Upper frame made from a single casting providing improved stability and greater durability



Large opening engine hood and removable side frame cover provide easy accessibility for maintenance



TECHNICAL SPECIFICATIONS

SV08-1AS

Engine

Yanmar Diesel 2 cylinders 2TE67L-BV3
 Rated Output 7.5 kw / 10.2 HP / 2400 rpm
 Displacement 507 cm³
 Max. torque 31.5 N.m. / 2000 rpm

Hydraulic circuit

System capacity 10.7 l
 Max. pressure 185 bar
 2 gear pumps 2 x 9.8 l/mn

Performances

Travelling speed 1.8 km/h
 Swing speed 8.4 rpm
 Digging force (arm/bucket) 600 / 1015 kgf
 Boom swing (L/R) 45° / 85°
 Ground pressure 0.28 kg/cm²
 Grade ability 30°
 Shoe width 180 mm
 Ground clearance 130 mm
 Blade (width x height) 680 / 840 x 180 mm

Miscellaneous

Fuel tank 10 l
 Cooling system 2 l
 Transport dimensions (L x w x h) 3050 x 730 x 1550 mm
 Noise level LwA (2000/14/EC & 2005/88/EC) 91 dBA

Optional equipment

- > Special paint
- > Standard bucket
- > Swivelling bucket

- > Ditch cleaning bucket
- > Hydraulic breaker

PTO	Theoretical data at 2400 rpm	
	Pressure	Oil flow
	0 ~ 185 bar	19.5 ~ 17.5 l/mn
	0 ~ 185 bar	19.5 ~ 17.5 l/mn



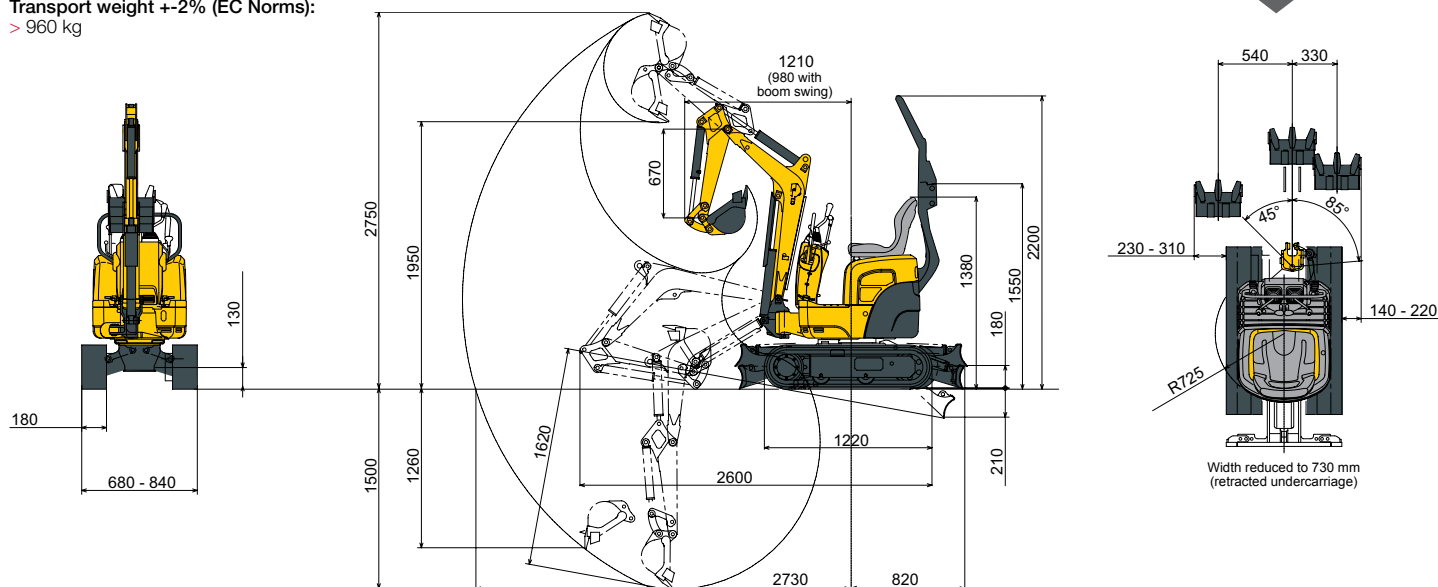
TECHNICAL SPECIFICATIONS

SV08-1AS



Operating weight $\pm 2\%$ (EC Norms):
> 1035 kg

Transport weight $\pm 2\%$ (EC Norms):
> 960 kg



Subject to any technical modifications. Dimensions given in mm with standard Yanmar bucket.

Blade on ground

A	Maxi			2.0 m			1.5 m			Mini			
	N	W		N	W		N	W		N	W		
2.0	120	160	*220	-	-	-	-	-	-	-	-	-	C
1.5	90	120	*220	100	140	*220	160	220	*270	-	-	-	
1.0	80	110	*230	100	150	*260	160	200	*350	200	270	*490	
0.5	80	110	*240	100	130	*300	150	200	*470	180	240	*590	
0	80	110	*240	100	130	*320	160	200	*480	180	250	*630	
-0.5	100	130	*260	100	130	*380	140	200	*430	-	-	-	
-1.0	170	*230	*230	-	-	-	-	-	-	-	-	-	

Blade above ground

A	Maxi			2.0 m			1.5 m			Mini			
	N	W		N	W		N	W		N	W		
2.0	120	160	190	-	-	-	-	-	-	-	-	-	C
1.5	90	130	150	100	140	190	160	200	*240	-	-	-	
1.0	80	110	130	100	140	170	150	210	250	190	280	340	
0.5	70	110	130	100	170	170	140	200	250	170	230	310	
0	80	110	120	90	140	170	140	190	230	160	240	310	
-0.5	90	130	160	90	130	170	140	200	250	-	-	-	
-1.0	150	*210	*230	-	-	-	-	-	-	-	-	-	

The data contained in these tables represent the lifting capacity in accordance with ISO standard 10567. They correspond to 75% of the maximum static tipping load or 87% of the hydraulic lifting power. Data marked * are the hydraulic limits of the lifting power.

Machine with rubber crawlers, bucket of 16.5 kg (350 mm).

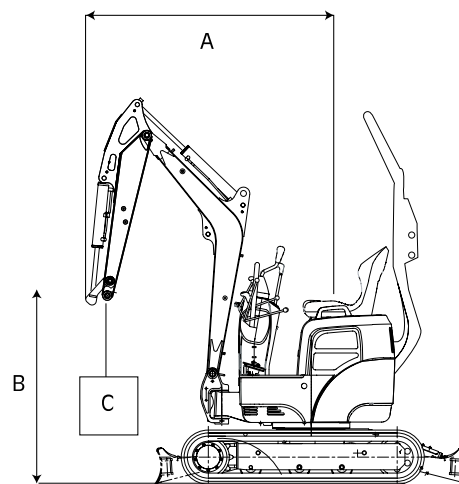
A: Overhang from rotational axis (m).

B: Height of hooking point (m).

C: Safe working load (kg).

N: Retracted undercarriage.

W: Extended undercarriage.



Tipping load, rating over front

Tipping load, rating over side 90°



YANMAR



Printed in France – Materials and specifications are subject to change from the manufacturer without notice – Please contact your local Yanmar Construction Equipment Europe dealer for further information.



057 868 1448 | info@ace-machinery.ie | www.ace-machinery.ie